

IMPLIE System selections of abutments

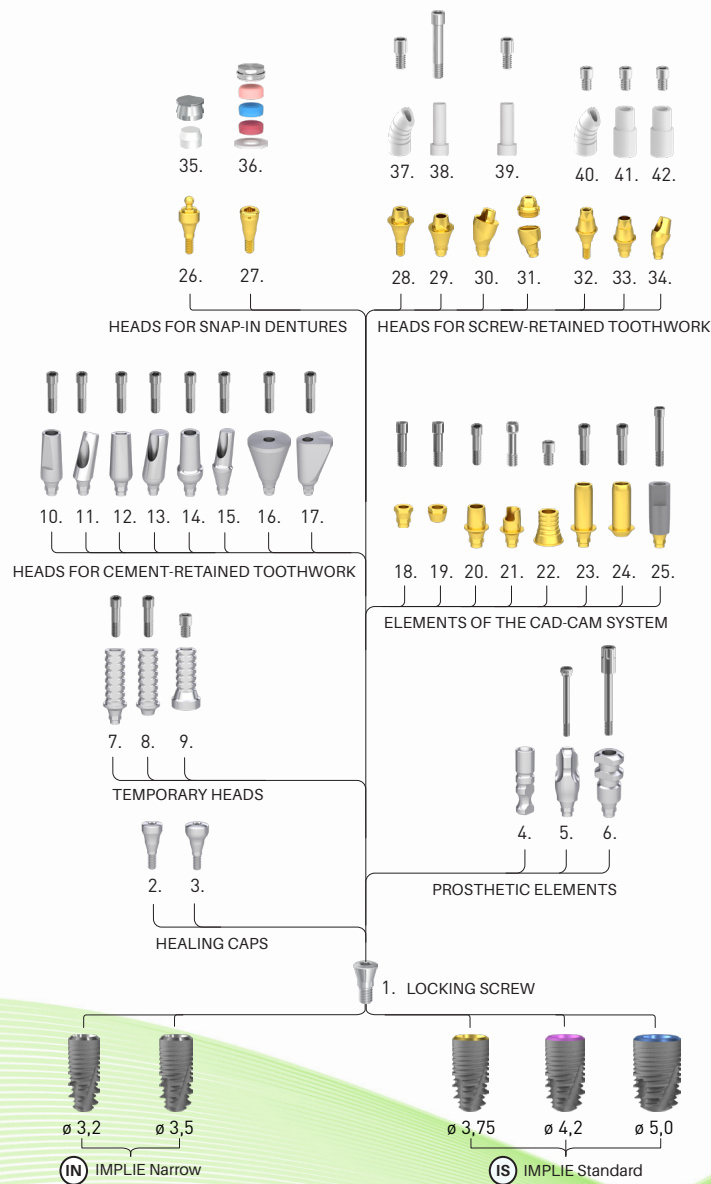
Implant diameters and color codes:			
IN	∅ 3,2	∅ 3,5	
IS	∅ 3,75	∅ 4,2	∅ 5,0

	Denomination	Sulkus (mm)	Height (mm)
1	Locking screw	-	-
2	Healing abutment, narrow	2 4 6	
3	Healing abutment, anatomical	2 4 6	
4	Lab analog		12
5	Impression coping for closed tray		11
6	Impression coping for open tray		11
7	Temporary abutment, positioned		12
8	Temporary abutment, non-positioned		12
9	Temporary abutment, multi-unit level		12
10	Narrow abutment, straight		9
11	Narrow abutment, 15°, 25° angled		9
12	Universal abutment, straight		11
13	Universal abutment, 15°, 25°, 35° angled		11
14	Anatomical abutment, straight	2 4 6	
15	Anatomical abutment, 15°, 25° angled	2 4 6	
16	Trapezoidal abutment 15°, 25°, 35°		9 11 13
17	Delta abutment 15°, 25°, 35°		9 11 13
18	Interface, positioned	-	-
19	Interface, non-positioned	-	-
20	Titanium base		5
21	Flexi titanium base		5
22	Titanium base, multi-unit level		
23	Tube abutment, positioned		9
24	Tube abutment, non-positioned		9
25	Scanbody abutment, through-bolted		12
26	Ball retention abutment, 1,8 ; 2,5	0,5 1 2 3 4 5 6 7	
27	Locator abutment, straight	0,5 1 2 3 4 5 6 7	
28	Multi-unit abutment, straight	0,5 1 2 3 4 5 6 7	
29	Multi-unit abutment, through-bolted	0,5 1 2 3 4 5 6 7	
30	Multi-unit abutment, 20°, 30° angled	1 2 3 4 5 6 7	
31	Multi-Compact abutment, 20°, 30° angled	1 2 3 4 5 6 7	
32	Multi-unit SR abutment, straight	0,5 1 2 3 4 5 6 7	
33	Multi-unit SR abutment, through-bolted	0,5 1 2 3 4 5 6 7	
34	Multi-unit SR abutment, 20°, 30° angled	1 2 3 4 5 6 7	
35	OC metal cap, OC plastic insert, 1,8 ; 2,5	-	-
36	Locator cap set	-	-
37	Castable plastic abutment, angled, multi-unit	-	-
38	Castable plastic abutment, multi-unit, positioned	-	-
39	Castable plastic abutment, multi-unit, non-positioned	-	-
40	Castable plastic abutment, angled, multi-unit, SR	-	-
41	Castable plastic abutment, multi-unit, positioned, SR	-	-
42	Castable plastic abutment, multi-unit, non-positioned, SR	-	-

Sizes can be varied according to unique requests.

The functional structure of the IMPLIE system elements


Grade 4 quality titanium is applied in the case of the implants and Grade 5 quality titanium is applied in the case of the abutments.



BIONIKA

IMPLIE

Implant System



BIONIKA Medline LTD. • 3516 Miskolc, Tégla u. 29.
www.bionika.hu - info@bionika.hu
mobil: + 36 70 362 9235

Company

BIONIKA Medline Medicaltechnics Ltd. was formed in 1989. We have more than 30 years of experience in developing, manufacturing and sales of surgical instruments and implants.

BIONIKA is present in the technical fields of odontology, oral surgery, traumatology, orthopaedics and rehabilitation as a company dealing with research and development as well as manufacturing and distribution.

According to our aim and conception we attach great significance to the word „BIONIKA“ that represents a scientific way of thinking along the common borderlines of biology, technology and electronics, which combines these three fields during our work of research and development.



Clinical and technological experience:

Continuous process, combination and utilisation of the clinical and technological experiences in development contribute to our success, with a feedback throughout the manufacturing base. The most adequate solutions and constructions satisfying the customer demands are born here and they are continuously developed.

Development: Owners of BIONIKA attach great importance on continuous product and technological development. Our products are developed by close co-operation of doctors and engineers, fact by which we can assure the highest quality available worldwide and practical efficiency at the same time.

Quality: The design, manufacturing and quality management performed according to the adopted measures of the European Union assure the quality expected by our Customers. The BIONIKA Medline Ltd. works according to the EN ISO 9001 and ISO 13485 quality management systems. Our products are marked with the CE sign.

Warranty: Following the implantation process, we provide warranty for replacing the unit within one year counting from the date of purchase, regardless of the causal relevance. BIONIKA assumes the risk of ossification process. Otherwise we provide a 10-year long-term warranty for our products.

Specifications of the IMPLIE Implant System

In the dental and implantological practice among the existing ones there is a new demand for simple implant system which covers the patients with average bone structure. It's main characteristics that it's better in following the biological root form and the structure of the primer stable thread has been researched using the latest technologies and the construction offers the highest primer stability which accomodates well with both the corticalis and the spongiosa jaw structure due to our 30 year experience. That's how the IMPLIE Implant Family have been researched.



Connection: Cone & Hex

This complex cone & hexagonal prism geometry has been proved in the engineering practice and ensures the perfect fitting. We are using a 25-degree cone angle that provides a micro move-free load transmission and assures good conditions for accurate open or closed tray method. It superimposes the forces deep into the implant's inside.

Platform switching

The fitting diameter of the abutment is smaller than the outside part of the implant connecting to the bone. The bone may slide on to the top flange of the implant, and in turn the soft tissue will close in around the ingoing aperture of the bone nest and the implant's connecting surface, covering and sealing it up like a sealing ring.

Spiral, micro-grooved corticalis surface:


Holding on to the corticalis, the multi-start micro-grooved spiral surface functions as a significant load-bearing element both in the primary and later stage. Due to the cycloid knuckle thread geometry, this selflocking thread structure facilitates deducting the dynamic effects and facilitates the micro move-free conditions and assures a fast incorporation.

Anatomical tooth root-shape, high pitch selfcompressing spongiosa thread:

The IMPLIE follows the anatomical shape of the root. Due to the epsilon thread profile, the tapered thread and the high pitch, large thread depth, and the self-locking and self-cutting formation of the implant, it has a bone-compacting effect. As a result of the high primary stability, this enables the implant to be promptly loadable if needed.

Rounded implant end:


It facilitates the smaller direction changes during the implant insertion.




The parameters of the IMPLIE Implant System

diameter (mm)	implant length (mm)				
	8	10	11,5	13	16
ø 3,2	○	○	○	○	○
ø 3,5	●	●	●	●	●
ø 3,75	●	●	●	●	●
ø 4,2	●	●	●	●	●
ø 5,0	●	●	●	●	●


ø 3,2




ø 3,5



ø 3,75



ø 4,2



ø 5,0

